

NEOLIX

New feeling
in endodontics




neoniti

Single NiTi rotary file

Safe, Simple & Smart

Why



Because of our exclusive process

Our innovative EDM process allows to manufacture a brand new NiTi file that enjoys a unique and superior behaviour. The file is generally **more flexible**, although its surface is **specifically hard** and **naturally rough**. Thanks to this exclusive combination of characteristics and its rectangular cross section, NEONITI features superior cutting edges, a built-in abrasive surface and a progressive flexibility, resulting in an unmatched **CUTTING EFFICIENCY** and **RESISTANCE TO FRACTURE**.



Advantages

- ✓ **Anti-screwing** effect
- ✓ **High cutting** efficiency
- ✓ **High resistance** to fracture
- ✓ **Efficient cleaning** to the apex
- ✓ Allows **endodontic treatment** or **retreatment**
- ✓ **One single shaper file** for a complete treatment
- ✓ Also suitable for **difficult** canals (thin, curved, calcified)
- ✓ Production of **small debris** to reduce the risk of file blocking
- ✓ Possible **precurving** to negotiate a difficult access or a ledge
- ✓ **Respect** of the canal anatomy (no transportation, no ledging)

Recommended use


- Crown down technique
- Continuous rotation
- Speed 300 - 500 rpm
- Torque limit 1.5 N. cm
- Constantly irrigate
- Frequently wipe the file

Filling the canal

We generally recommend to use Gutta Percha points Size n°25 - Taper .06

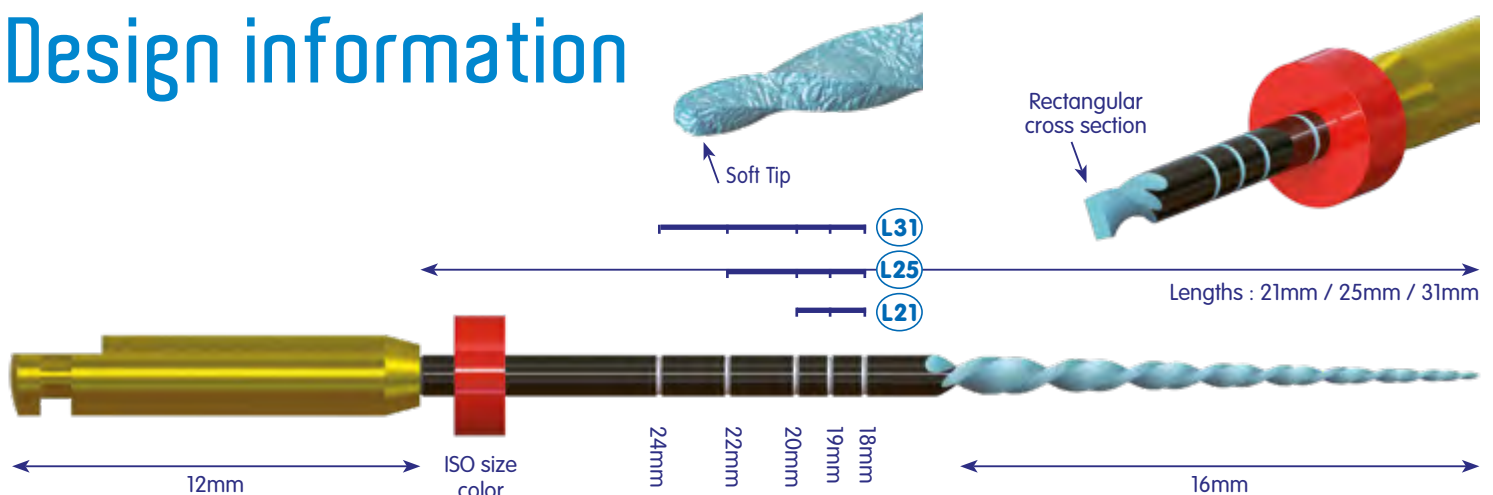
For further information

Please refer to the instruction manual



	Size	n°25	n°15	n°20	n°25	n°40
	Taper	.12	.03	.06	.06	.04
Available lengths	L15	15mm	-	-	-	-
	L21	-	21mm	21mm	21mm	21mm
	L25	-	25mm	25mm	25mm	25mm
	L31	-	31mm	31mm	31mm	31mm

Design information



Manufacturing principle

Worldwide unique manufacturing process based on Electric Discharge Machining (EDM)



- Progressive flexibility
- Hard cutting edges
- Abrasive surface



EDM process consists of sparks produced by high energy and high frequency electric discharges between the metal workpiece (e.g. NEONITI file) and an electrode (e.g. the cutting wire). This leads to locally melting and evaporating the workpiece material resulting in the finished product desired geometry.

Simple protocol

1 Make the glidepath

- Prepare the access cavity.
- Establish WL and make the canal patency with K6, K8, K10 or K15 file.

Pathfinder



GPS n°15

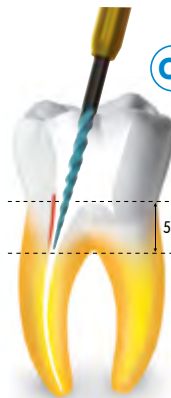


- Optional: in case of difficult patency.

2 Widen the canal orifice

- Remove dentine interference.
- Circumferential brushing action.

Orifice opener



C1 n°25

5mm

3 Shape the canal to the WL

- Take A1 to the middle third using 3 or 4 circumferential brushing actions.
- Confirm WL again with a K file.
- Take A1 to WL using a pecking motion.

A1 n°20



- Optional: to shape difficult canals.

A1 n°25



WL

A1 n°40



- Optional: to finish large canals.

Product information

REFILL PLATES

C1 n°25/.12
Orifice opener

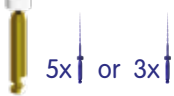
L15



5x | or 3x |

GPS n°15/.03
Pathfinder

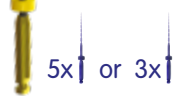
L21 or L25 or L31



5x | or 3x |

A1 n°20/.06
Shaper for difficult canals

L21 or L25 or L31



5x | or 3x |

A1 n°25/.06
Shaper

L21 or L25 or L31



5x | or 3x |

A1 n°40/.04
Finisher for large canals

L21 or L25 or L31



5x | or 3x |

ASSORTMENTS

Starter kit

L21 or L25

Except C1

L15



Assorted kit

L21 or L25

Except C1

L15



Intro kit

L21 or L25

Except C1

L15



PACKAGING

Standard box

10 plates of 5 files



Baby box

5 plates of 3 files



Also suitable for difficult canals

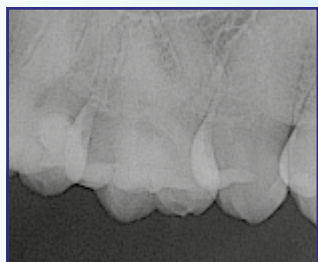
neoniti



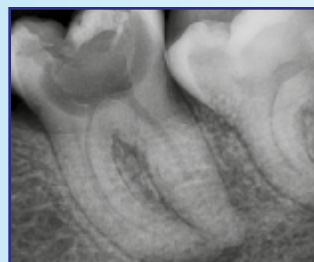
No. 21
Dr. Ali Afzal - Udaipur (India)



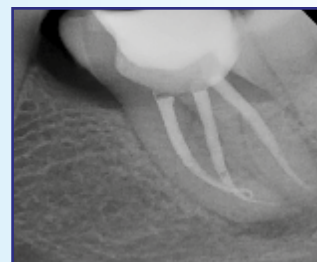
No. 27
Dr. Mohsen Aminsobhani - Tehran (Iran)



No. 17
Dr. Cyril Biesse - Bordeaux (France)



No. 37
Dr. Stefan Jitaru - Bucarest (Romania)



No. 46
Dr. Edit Maros - Laval (France)



No. 37
Dr. Jiri Skrland - Prague (Czech Republic)



No. 15 & 16 (treatment and retreatment)
Dr. Arnaud Stanurski - Paris (France)



No. 16 (retreatment)
Dr. Arnaud Stanurski - Paris (France)



Safe, Simple & Smart



Environment friendly - Manufactured in closed circuit clean water.
Oil free process prevents the spoilage of environment and operators health.
Made in France – Neolix is certified **ISO 13485**
Neolix instruments are Class IIa medical devices certified by the notified body **GMED** (CE 0459).

NEOLIX

Headquarters and manufacturing plant:
NEOLIX SAS - 11, avenue Raoul Vadepié
FR-53600 Châtres-la-Forêt (France)
☎ +33 2 5374 5007 - 🖨 +33 2 5368 2005
✉ neolix@neolix.eu - 🌐 www.neolix.eu



	Designation	Length	Reference number	
			5 files/plate	3 files/plate
REFILL PLATES	Neoniti C1 n°25/.12 Orifice opener 	15 mm	NX A 01002 01 005	NX A 01002 01 003
	Neoniti GPS n°15/.03 Pathfinder 	21 mm 25 mm 31 mm	NX A 01007 02 005 NX A 01007 01 005 NX A 01007 03 005	NX A 01007 02 003 NX A 01007 01 003 NX A 01007 03 003
	Neoniti A1 n°20/.06 Shaper for difficult canals 	21 mm 25 mm 31 mm	NX A 01005 02 005 NX A 01005 01 005 NX A 01005 03 005	NX A 01005 02 003 NX A 01005 01 003 NX A 01005 03 003
	Neoniti A1 n°25/.06 Shaper 	21 mm 25 mm 31 mm	NX A 01003 02 005 NX A 01003 01 005 NX A 01003 03 005	NX A 01003 02 003 NX A 01003 01 003 NX A 01003 03 003
	Neoniti A1 n°40/.04 Finisher for large canals 	21 mm 25 mm 31 mm	NX A 01006 02 005 NX A 01006 01 005 NX A 01006 03 005	NX A 01006 02 003 NX A 01006 01 003 NX A 01006 03 003
ASSORTMENTS	Starter kit Neoniti 	21 mm	NX A 01004 06 005	/
		25 mm	NX A 01004 01 005	/
	Assorted kit Neoniti 	21 mm	NX A 01004 08 005	/
		25 mm	NX A 01004 04 005	/
	Intro kit Neoniti 	21 mm	/	NX A 01004 07 003
		25 mm	/	NX A 01004 05 003
BOXES	Standard Box 10 x 5 files 			
	Baby Box 5 x 3 files 			